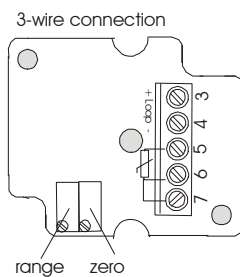


LKM428 INSTRUCTIONS FOR USE

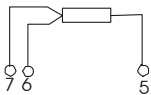
The transmitter type 428 is an analogue transmitter for Pt100/Pt1000 temperature-sensors. It changes the temperature-dependent resistance into a norm-signal temperature-linearly of 4..20 mA. The Type 426 measuring transducer is designed for assembly in a housing like Bopla Type PK101.

ADJUSTING

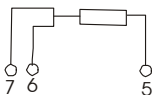
On the top of the transmitter are two trimmers for adjusting of zero and range. The position of the trimmers you can see on the picture. The regulator is secured against accidental change by sealing.



INPUT CIRCUIT FOR THE SENSORS

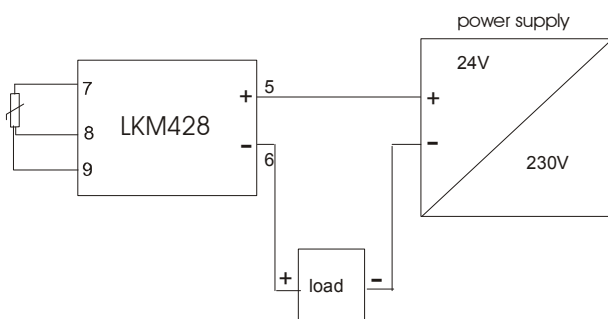


The transmitter type 428 works in 3-wire connection, that means that the resistors of the wire have no influence if the wires are equally long and from the same material.



The type 428 can also be working in 2-wire circuit if you connect clamps 6 and 7. But in this case the resistance of the wires has an influence. Some corrections can be done with the Zero-Trimmer. The span-trimmer should not be adjusted.

EXTERNAL CIRCUIT



In the loop, the transmitter and the display are switched in row. With it, the transducer restricts the current in dependence of the at the input-signal.

Connections of the transmitter

POSSIBLE FAULTS AND THEIR CAUSES

mistake	reason
No current	No Power Display out of order Wire defective Polarity in the loop exchanges
Output-signal < 4 mA	Short circuit of the sensor
Output-signal > 20 mA	Broken sensor
Displayed temperature too low or fluctuates	Bad isolation of the loop-wires
Clearly too high or too low temperature	humidity in the sensor or in the loop-wires

